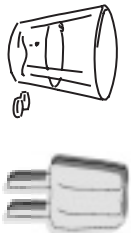



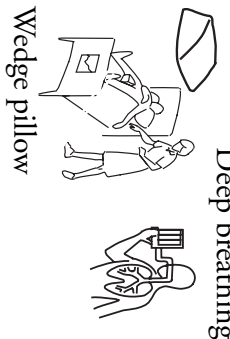




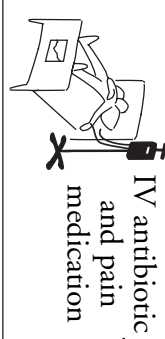



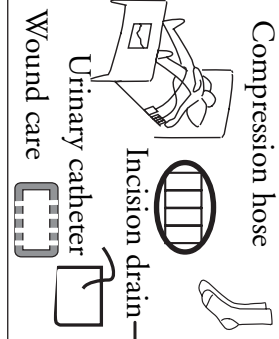




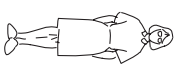
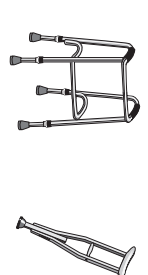




PATIENT PATHWAY FOR TOTAL HIP REPLACEMENT SURGERY

	Day of Surgery	Post-Op Day 1	Post-Op Day 2	Post-Op Day 3 (Day of Discharge)	After Discharge
DIET	 Ice chips or clear liquids	 Liquids Usual diet as tolerated	 Usual diet	 Usual diet	 Usual diet
ACTIVITY	 Deep breathing Wedge pillow PCA pump for pain control	 Physical Therapy (PT) Sit in special chair	 Use toilet commode PT	 Begin strairs	 Hip precautions for 3 months Use regular pillow between legs for 3 months
MEDICATION	 IV antibiotic and pain medication	 Change to pills	 Pain pills as needed	 Pain pills as needed	
TREATMENTS	 Compression hose Incision drain Urinary catheter Wound care	 Remove drain	 Remove urinary catheter	 Compression hose Sock	 Compression hose
PLANNING FOR HOME CARE	 Discharge Planning	 Equipment is ordered	 Home or skilled nursing facility	 Home	

This Pathway has been developed to give you a picture of what to expect for your hip surgery. This is only a guideline. Variations may occur based on your individual situation.